




























































Individual results












Start	Place	Name	FAI ID	Junior	Team	S1	S2	S3	S4	S5	S6	S7	Sum	F1	F2	F3	Total
	1	 Mickael Rigault	60241	<input type="checkbox"/>	France	24 0	24 0	18 0	18 0	18 0	18 0	18 0	138 0	36 0	48 0	34 1	2561
	2	 Andreas Gey	19524	<input type="checkbox"/>	Germany	24 0	24 0	18 0	18 0	18 0	18 0	18 0	138 0	36 0	48 0	31 3	2533
	3	 Marian Popescu	79131	<input type="checkbox"/>	Romania	24 0	24 0	18 0	18 0	18 0	18 0	18 0	138 0	36 0	48 0	24 0	2460
	4	 Hong Lu	90605	<input type="checkbox"/>	China	24 0	24 0	18 0	18 0	18 0	18 0	18 0	138 0	36 0	40 1		2141
	5	 Or Shabat	65379	<input type="checkbox"/>	Israel	24 0	24 0	18 0	18 0	18 0	18 0	18 0	138 0	36 0	30 1		2041
	6	 Albert Bulatov	70577	<input type="checkbox"/>	Russia	24 0	24 0	18 0	18 0	18 0	18 0	18 0	138 0	36 0	26 0		2000
	7	 Stepan Stefanchyk	29163	<input type="checkbox"/>	Ukraine (WCH)	24 0	24 0	18 0	18 0	18 0	18 0	18 0	138 0	36 0	25 3		1993
	8	 Adam Krawiec	53787	<input type="checkbox"/>	Poland	24 0	24 0	18 0	18 0	18 0	18 0	18 0	138 0	36 0	24 4		1984
	9	 Ari Kutvonen	10088	<input type="checkbox"/>	Finland	24 0	24 0	18 0	18 0	18 0	18 0	18 0	138 0	36 0	20 4		1944
	10	 Ladislav Horak	16309	<input type="checkbox"/>	Canada	24 0	24 0	18 0	18 0	18 0	18 0	18 0	138 0	36 0	19 8		1938
	11	 Baltsag Erdenedavaa	11169 6	<input type="checkbox"/>	Mongolia	24 0	24 0	18 0	18 0	18 0	18 0	18 0	138 0	36 0			1740













Start	Place	Name	FAI ID	Junior	Team	S1	S2	S3	S4	S5	S6	S7	Sum	F1	F2	F3	Total
	12	 Tomas Mackus	27163	<input type="checkbox"/>	Lithuania	24 0	24 0	18 0	18 0	18 0	18 0	18 0	138 0	35 1			1731
	13	 Didier Barberis	60355	<input type="checkbox"/>	France	24 0	24 0	18 0	18 0	18 0	18 0	18 0	138 0	32 5			1705
	14	 Gilad Mark	65394	<input type="checkbox"/>	Israel	24 0	24 0	18 0	18 0	18 0	18 0	18 0	138 0	31 7			1697
	15	 Blake Jensen	25506	<input type="checkbox"/>	United States of America	24 0	24 0	18 0	18 0	18 0	18 0	18 0	138 0	31 4			1694
	16	 Vegar Nereng	63048	<input type="checkbox"/>	Norway	24 0	24 0	18 0	18 0	18 0	18 0	18 0	138 0	31 3			1693
	17	 Valentin Savov	15934	<input type="checkbox"/>	Bulgaria	24 0	24 0	18 0	18 0	18 0	18 0	18 0	138 0	30 8			1688
	18	 Tomasz Lipski	53802	<input type="checkbox"/>	Poland	24 0	24 0	18 0	18 0	18 0	18 0	18 0	138 0	27 7			1657
	19	 Maksim Solodov	118438	<input type="checkbox"/>	Russia	24 0	24 0	18 0	18 0	18 0	18 0	18 0	138 0	26 9			1649
	20	 Jonathan Segev	65381	<input type="checkbox"/>	Israel	24 0	24 0	18 0	18 0	18 0	18 0	18 0	138 0	26 8			1648
	21	 Ante Franic	61257	<input type="checkbox"/>	Croatia	24 0	24 0	18 0	18 0	18 0	18 0	18 0	138 0	26 7			1647
	22	 Timur Useynov	91268	<input type="checkbox"/>	Russia	24 0	24 0	18 0	18 0	18 0	18 0	18 0	138 0	26 6			1646
	23	 Dag Edvard Larsen	63281	<input type="checkbox"/>	Norway	24 0	24 0	18 0	18 0	18 0	18 0	18 0	138 0	25 2			1632













Start	Place	Name	FAI ID	Junior	Team	S1	S2	S3	S4	S5	S6	S7	Sum	F1	F2	F3	Total
	24	 Stanislaw Skibicki	54069	<input type="checkbox"/>	Poland	24 0	24 0	18 0	18 0	18 0	18 0	18 0	138 0	23 6			1616
	25	 David Ackery	60989	<input type="checkbox"/>	New Zealand	24 0	24 0	18 0	18 0	18 0	18 0	18 0	138 0	23 5			1615
	26	 Tomaz Hribar	68482	<input type="checkbox"/>	Slovenia	24 0	24 0	18 0	18 0	18 0	18 0	18 0	138 0	22 4			1604
	27	 Oleg Kulakovsky	87101	<input type="checkbox"/>	Ukraine	24 0	24 0	18 0	18 0	18 0	18 0	18 0	138 0	20 6			1586
	28	 Alexander Kulakovsky	11920 0	<input type="checkbox"/>	Ukraine	24 0	24 0	18 0	18 0	18 0	18 0	18 0	138 0	20 5			1585
	29	 Roel Lucassen	85539	<input type="checkbox"/>	Netherlands	24 0	24 0	18 0	18 0	18 0	18 0	18 0	138 0	19 5			1575
	30	 Christian Andrist	11127	<input type="checkbox"/>	Switzerland	24 0	24 0	18 0	18 0	18 0	18 0	18 0	138 0	19 5			1575
	31	 Wiktor Kochanczyk	13282 3	<input type="checkbox"/>	Spain	24 0	24 0	18 0	18 0	18 0	18 0	18 0	138 0	19 2			1572
	32	 Soniboj Sabo	10617 5	<input type="checkbox"/>	Croatia	24 0	24 0	18 0	18 0	18 0	18 0	18 0	138 0	18 6			1566
	33	 Richard Blackam	54369	<input type="checkbox"/>	Australia	24 0	24 0	18 0	18 0	18 0	18 0	18 0	138 0	18 3			1563
	34	 George Batiuk	25478	<input type="checkbox"/>	Germany	24 0	24 0	18 0	18 0	18 0	18 0	18 0	138 0	17 8			1558
	35	 Ismet Yurtseven	10275 2	<input type="checkbox"/>	Turkey	24 0	24 0	18 0	18 0	18 0	18 0	18 0	138 0	17 1			1551

Start	Place	Name	FAI ID	Junior	Team	S1	S2	S3	S4	S5	S6	S7	Sum	F1	F2	F3	Total
	36	 Gerard Willemsen	21457	<input type="checkbox"/>	Netherlands	24 0	24 0	18 0	18 0	18 0	18 0	18 0	138 0	15 6			1536
	37	 Mykola Kovalenko	10747 3	<input type="checkbox"/>	Ukraine	24 0	24 0	18 0	18 0	18 0	18 0	18 0	138 0	14 9			1529
	38	 Dietmar Piber	48305	<input type="checkbox"/>	Austria	24 0	24 0	18 0	18 0	18 0	18 0	18 0	138 0	13 9			1519
	39	 Mihaly Varadi	81492	<input type="checkbox"/>	Hungary	24 0	24 0	18 0	18 0	18 0	18 0	18 0	138 0	13 5			1515
	40	 Bela Suranyi	79240	<input type="checkbox"/>	Romania	24 0	24 0	18 0	18 0	18 0	18 0	18 0	138 0	12 8			1508
	41	 Christian Schwartzbach	78119	<input type="checkbox"/>	Denmark	24 0	24 0	18 0	18 0	18 0	18 0	18 0	138 0	11 8			1498
	42	 Darius Marschall	12452 4	<input type="checkbox"/>	Spain	23 9	24 0	18 0	18 0	18 0	18 0	18 0	137 9				
	43	 Matti Lihtamo	10019	<input type="checkbox"/>	Finland	24 0	24 0	18 0	17 4	18 0	18 0	18 0	137 4				
	44	 Rolandas Mackus	21251	<input type="checkbox"/>	Lithuania	24 0	24 0	18 0	18 0	18 0	18 0	17 4	137 4				
	45	 Svetozar Gostojic	61954	<input type="checkbox"/>	Serbia	24 0	22 9	18 0	18 0	18 0	18 0	18 0	136 9				
	46	 Kunjiang Dong	90598	<input type="checkbox"/>	China	24 0	22 6	18 0	18 0	18 0	18 0	18 0	136 6				
	47	 Eligijus Barkus	27164	<input type="checkbox"/>	Lithuania	24 0	24 0	18 0	16 6	18 0	18 0	18 0	136 6				

Start	Place	Name	FAI ID	Junior	Team	S1	S2	S3	S4	S5	S6	S7	Sum	F1	F2	F3	Total
	48	 Michael Woolner	66340	<input type="checkbox"/>	United Kingdom	24	22	18	18	18	18	18	136				
						0	5	0	0	0	0	0	5				
	49	 Greg Simon	79475	<input type="checkbox"/>	United States of America	24	22	18	18	18	18	18	136				
						0	2	0	0	0	0	0	2				
	50	 Jes Nyhegn	17200	<input type="checkbox"/>	Denmark	24	24	18	18	18	18	15	135				
						0	0	0	0	0	0	6	6				
	51	 Tony Mathews	16312	<input type="checkbox"/>	Canada	24	22	18	16	18	18	18	135				
						0	7	0	7	0	0	0	4				
	52	 Tor Bortne	63037	<input type="checkbox"/>	Norway	20	24	18	18	18	18	18	134				
						9	0	0	0	0	0	0	9				
	53	 Alex Andriukov	68194	<input type="checkbox"/>	United States of America	24	20	18	18	18	18	18	134				
						0	8	0	0	0	0	0	8				
	54	 Per Findahl	24737	<input type="checkbox"/>	Sweden	24	24	18	14	18	18	18	134				
						0	0	0	7	0	0	0	7				
	55	 Mitsuyasu Nakata	64952	<input type="checkbox"/>	Japan	24	24	18	18	14	18	18	134				
						0	0	0	0	7	0	0	7				
	56	 Quansheng Wei	129626	<input type="checkbox"/>	China	24	24	18	18	18	14	18	134				
						0	0	0	0	0	6	0	6				
	57	 Sangwook Ko	124469	<input type="checkbox"/>	Korea	20	24	18	18	18	18	18	134				
						4	0	0	0	0	0	0	4				
	58	 Sandis Rosonoks	126518	<input type="checkbox"/>	Latvia	24	24	18	18	18	14	18	134				
						0	0	0	0	0	4	0	4				
	59	 Viktors Rosonoks	75174	<input type="checkbox"/>	Latvia	24	24	18	18	18	14	18	134				
						0	0	0	0	0	3	0	3				

Start	Place	Name	FAI ID	Junior	Team	S1	S2	S3	S4	S5	S6	S7	Sum	F1	F2	F3	Total
	60	 Tommi Isotalo	10299	<input type="checkbox"/>	Finland	24 0	24 0	18 0	18 0	14 1	18 0	18 0	134 1				
	61	 Oscar Findahl	24736	<input type="checkbox"/>	Sweden	24 0	24 0	18 0	14 0	18 0	18 0	18 0	134 0				
	62	 Bror Eimar	24735	<input type="checkbox"/>	Sweden	24 0	24 0	18 0	18 0	14 0	18 0	18 0	134 0				
	63	 Branko Bijelic	62024	<input type="checkbox"/>	Serbia	19 8	24 0	18 0	18 0	18 0	18 0	18 0	133 8				
	64	 Alejandro Fernando Marchese	10696 7	<input type="checkbox"/>	Argentina	24 0	20 3	18 0	18 0	18 0	18 0	17 2	133 5				
	65	 Park Yong Gil	84273	<input type="checkbox"/>	Korea	24 0	19 5	18 0	18 0	18 0	18 0	18 0	133 5				
	66	 Luka Hribar	24433	<input type="checkbox"/>	Slovenia	24 0	24 0	18 0	13 4	18 0	18 0	18 0	133 4				
	67	 Vladislav Urban	16966	<input type="checkbox"/>	Czech Republic	24 0	18 3	18 0	18 0	18 0	18 0	18 0	132 3				
	68	 Batsuuri Sukhbat	11253 3	<input type="checkbox"/>	Mongolia	24 0	24 0	14 1	18 0	18 0	16 1	18 0	132 2				
	69	 Oskars Grigals	75178	<input type="checkbox"/>	Latvia	23 1	24 0	18 0	13 1	18 0	18 0	18 0	132 2				
	70	 Jean Luc Bodin	60292	<input type="checkbox"/>	France	24 0	24 0	18 0	11 8	18 0	18 0	18 0	131 8				

Start	Place	Name	FAI ID	Junior	Team	S1	S2	S3	S4	S5	S6	S7	Sum	F1	F2	F3	Total
	71	 Juan Fernando Giol	107617	<input type="checkbox"/>	Argentina	240	236	180	180	180	122	180	1318				
	72	 Mijiddorj Gongor	111688	<input type="checkbox"/>	Mongolia	240	177	180	180	180	180	180	1317				
	73	 Peter Monninghoff	19190	<input type="checkbox"/>	Germany	240	240	180	180	180	180	112	1312				
	74	 Pawel Pietrzak	121273	<input type="checkbox"/>	United Kingdom	240	190	180	158	180	180	180	1308				
	75	 Luis Bautista	94999	<input type="checkbox"/>	Netherlands	240	189	158	180	180	180	180	1307				
	76	 Bojan Gostojic	61952	<input type="checkbox"/>	Serbia	240	193	165	180	180	180	167	1305				
	77	 Craig Hemsworth	82949	<input type="checkbox"/>	Australia	240	240	180	180	180	180	105	1305				
	78	 Paul Squires	60990	<input type="checkbox"/>	New Zealand	216	187	180	180	180	180	180	1303				
	79	 Gary Goodwin	130336	<input type="checkbox"/>	Australia	240	225	180	180	180	85	180	1270				
	80	 Cameron Ackerley	26761	<input type="checkbox"/>	Canada	205	240	180	126	146	180	180	1257				
	81	 Alfred Andrist	10974	<input type="checkbox"/>	Switzerland	240	240	180	180	116	118	180	1254				
	82	 Graham Lovejoy	129902	<input type="checkbox"/>	New Zealand	155	240	175	180	180	138	180	1248				

Start	Place	Name	FAI ID	Junior	Team	S1	S2	S3	S4	S5	S6	S7	Sum	F1	F2	F3	Total
	83	 Claudio Ariel Fabris	107640	<input type="checkbox"/>	Argentina	240	125	180	156	180	180	180	1241				
	84	 Vinko Tomljanovic	61279	<input type="checkbox"/>	Croatia	240	191	139	180	180	114	180	1224				
	85	 Martin Hartl	17110	<input type="checkbox"/>	Czech Republic	240	79	180	180	180	180	180	1219				
	86	 Miguel Cantos	60709	<input type="checkbox"/>	Spain	240	151	180	151	156	159	180	1217				
	87	 Tomonori Sato	129634	<input type="checkbox"/>	Japan	240	240	180	180	180	0	180	1200				
	88	 Mitshuhiro Kogano	78081	<input type="checkbox"/>	Japan	240	108	180	130	180	180	180	1198				
	89	 Philip Ball	78640	<input type="checkbox"/>	United Kingdom	240	208	180	12	180	180	180	1180				
	90	 Franz Wutzi	43570	<input type="checkbox"/>	Austria	95	240	180	180	111	180	180	1166				
	91	 Dominik Andrist	11279	<input type="checkbox"/>	Switzerland	212	194	180	180	180	33	180	1159				
	92	 Vincze Sandor-Geza	79238	<input type="checkbox"/>	Romania	175	143	156	139	180	155	180	1128				
	93	 Lubomir Drobisz	30552	<input type="checkbox"/>	Czech Republic	133	174	125	180	180	89	180	1061				
	94	 Kayhan Celen	83626	<input type="checkbox"/>	Turkey	196	240	115	177	0	144	180	1052				

Start	Place	Name	FAI ID	Junior	Team	S1	S2	S3	S4	S5	S6	S7	Sum	F1	F2	F3	Total
	95	 Genko Petrov	80200	<input type="checkbox"/>	Bulgaria	167	156	97	99	180	141	180	1020				
	96	 Mehmet Saim Gurer	83473	<input type="checkbox"/>	Turkey	13	85	56	180	180	180	115	809				
	97	 Steffen Jensen	17172	<input type="checkbox"/>	Denmark	0	0	0	0	0	0	0	0				

Team results

Place	Name	S1	S2	S3	S4	S5	S6	S7	Final points	FO
1	Israel	720	720	540	540	540	540	540	4140	39
2	Russia	720	720	540	540	540	540	540	4140	47
3	Poland	720	720	540	540	540	540	540	4140	50
4	Ukraine	720	720	540	540	540	540	540	4140	92
5	Lithuania	720	720	540	526	540	540	534	4120	
6	Norway	689	720	540	540	540	540	540	4109	
7	Finland	720	720	540	534	501	540	540	4095	
8	China	720	706	540	540	540	506	540	4092	
9	United States of America	720	670	540	540	540	540	540	4090	
10	France	720	720	540	478	540	540	540	4078	
11	Germany	720	720	540	540	540	540	472	4072	
12	Netherlands	720	669	518	540	540	540	540	4067	
13	Sweden	720	720	540	467	500	540	540	4027	

Place	Name	S1	S2	S3	S4	S5	S6	S7	Final points	FO
14	Mongolia	720	657	501	540	540	521	540	4019	
15	Serbia	678	662	525	540	540	540	527	4012	
16	Latvia	711	720	540	491	540	467	540	4009	
17	Canada	685	707	540	473	506	540	540	3991	
18	Croatia	720	671	499	540	540	474	540	3984	
19	Spain	719	631	540	511	516	519	540	3976	
20	Australia	720	705	540	540	540	445	465	3955	
21	New Zealand	611	667	535	540	540	498	540	3931	
22	Argentina	720	564	540	516	540	482	532	3894	
23	Romania	655	623	516	499	540	515	540	3888	
24	United Kingdom	720	623	540	350	540	540	540	3853	
25	Switzerland	692	674	540	540	476	331	540	3793	
26	Japan	720	588	540	490	507	360	540	3745	
27	Czech Republic	613	436	485	540	540	449	540	3603	
28	Turkey	449	565	351	537	360	504	475	3241	
29	Denmark	480	480	360	360	360	360	336	2736	
30	Slovenia	480	480	360	314	360	360	360	2714	
31	Korea	444	435	360	360	360	360	360	2679	
32	Austria	335	480	360	360	291	360	360	2546	
33	Bulgaria	407	396	277	279	360	321	360	2400	
34	Ukraine (WCH)	240	240	180	180	180	180	180	1380	
35	Hungary	240	240	180	180	180	180	180	1380	

Comment

©2016 Wings Softwa