









































































Start	Place	Name	FAI ID	Junior	Team	S1	S2	S3	S4	S5	S6	S7	Sum	F1	F2	F3	Total
	1	 Constantin Brinzoi	80034	<input type="checkbox"/>	Romania	240	240	180	180	180	180	180	1380	360	480	397	2617
	2	 Dusan Fric	30491	<input type="checkbox"/>	Czech Republic	240	240	180	180	180	180	180	1380	360	480	374	2594
	3	 Christian Andrist	11127	<input type="checkbox"/>	Switzerland	240	240	180	180	180	180	180	1380	360	480	364	2584
	4	 Mikhail Kosonozhkin	113147	<input type="checkbox"/>	Russia	240	240	180	180	180	180	180	1380	360	362		2102
	4	 Ivan Bezak	24583	<input type="checkbox"/>	Slovakia	240	240	180	180	180	180	180	1380	360	362		2102
	6	 Ramiro Gonzalez Lopez	84982	<input type="checkbox"/>	Argentina	240	240	180	180	180	180	180	1380	360	354		2094
	7	 Anton Gorsky	21967	<input type="checkbox"/>	Russia	240	240	180	180	180	180	180	1380	360	353		2093
	8	 Anders Persson	24717	<input type="checkbox"/>	Sweden	240	240	180	180	180	180	180	1380	360	350		2090
	9	 Javier Abad	28020	<input type="checkbox"/>	Spain	240	240	180	180	180	180	180	1380	360	326		2066
	10	 Robert Lesko	61268	<input type="checkbox"/>	Croatia	240	240	180	180	180	180	180	1380	360	305		2045
	11	 Vesa Varuskivi	10084	<input type="checkbox"/>	Finland	240	240	180	180	180	180	180	1380	360	297		2037
	12	 Emmanuel Ragot	60200	<input type="checkbox"/>	France	240	240	180	180	180	180	180	1380	360	294		2034













Start	Place	Name	FAI ID	Junior	Team	S1	S2	S3	S4	S5	S6	S7	Sum	F1	F2	F3	Total
	13	 Ittai Shichman	90565	<input type="checkbox"/>	Israel	240	240	180	180	180	180	180	1380	360	287		2027
	14	 Vernyik Laszlo	84304	<input type="checkbox"/>	Hungary	240	240	180	180	180	180	180	1380	360	270		2010
	15	 Per Findahl	24737	<input type="checkbox"/>	Sweden	240	240	180	180	180	180	180	1380	360	225		1965
	16	 Jim Parker	89827	<input type="checkbox"/>	United States of America	240	240	180	180	180	180	180	1380	360	212		1952
	17	 Sandis Rosonoks	126518	<input type="checkbox"/>	Latvia	240	240	180	180	180	180	180	1380	360	210		1950
	18	 Andreas Rink	75534	<input type="checkbox"/>	Germany	240	240	180	180	180	180	180	1380	360	199		1939
	19	 Piotr Wielosz-Halasa	53750	<input type="checkbox"/>	Poland	240	240	180	180	180	180	180	1380	360	176		1916
	20	 Filip Klobusicky	80102	<input type="checkbox"/>	Slovakia	240	240	180	180	180	180	180	1380	360	161		1901
	21	 Jari Valo	11072	<input type="checkbox"/>	Finland	240	240	180	180	180	180	180	1380	360			1740
	22	 Mica Tica	121926	<input type="checkbox"/>	Serbia	240	240	180	180	180	180	180	1380	311			1691
	23	 Pavel Tananka	92379	<input type="checkbox"/>	Belarus	240	240	180	180	180	180	180	1380	310			1690
	24	 Saar Issakov	90034	<input type="checkbox"/>	Israel	240	240	180	180	180	180	180	1380	290			1670













Start	Place	Name	FAI ID	Junior	Team	S1	S2	S3	S4	S5	S6	S7	Sum	F1	F2	F3	Total
	25	 Luka Biteznik	68440	<input type="checkbox"/>	Slovenia	240	240	180	180	180	180	180	1380	235			1615
	26	 Vidas Nikolajevs	16313	<input type="checkbox"/>	Canada	240	240	180	180	180	180	180	1380	216			1596
	27	 Allard van Wallene	70209	<input type="checkbox"/>	Netherlands	240	240	180	180	180	180	180	1380	203			1583
	28	 Enes Pecenkovic	100847	<input type="checkbox"/>	Bosnia and Herzegovina	240	240	180	180	180	180	180	1380	199			1579
	29	 Bastiaan Duijghusien	70215	<input type="checkbox"/>	Netherlands	240	240	180	180	180	180	180	1380	158			1538
	30	 Igor Bombek	61252	<input type="checkbox"/>	Croatia	240	240	180	180	180	180	180	1380	135			1515
	31	 Selim Omer Gurur	99730	<input type="checkbox"/>	Turkey	240	240	180	180	180	180	180	1380	89			1469
	32	 Daizo Ikoma	64956	<input type="checkbox"/>	Japan	240	240	180	180	180	180	180	1380	80			1460
	33	 Oskars Grigals	75178	<input type="checkbox"/>	Latvia	240	240	180	180	180	180	180	1380				
	34	 Siarhei BERNATOVICH	132262	<input type="checkbox"/>	Belarus	240	239	180	180	180	180	180	1379				
	35	 Viktor Bottyan	84301	<input type="checkbox"/>	Hungary	237	240	180	180	180	180	180	1377				
	36	 Bernard Trachez	60209	<input type="checkbox"/>	France	240	240	180	180	180	176	180	1376				

Start	Place	Name	FAI ID	Junior	Team	S1	S2	S3	S4	S5	S6	S7	Sum	F1	F2	F3	Total
37		 Sergey Makarov	21692	<input type="checkbox"/>	Russia	240	240	180	180	180	174	180	1374				
38		 Phil Mitchell	54379	<input type="checkbox"/>	Australia	240	240	173	180	180	180	180	1373				
39		 John Cooper	29440	<input type="checkbox"/>	United Kingdom	240	240	180	172	180	180	180	1372				
40		 Mark Rossen	85538	<input type="checkbox"/>	Netherlands	231	240	180	180	180	180	180	1371				
41		 Henryk Krupa	53781	<input type="checkbox"/>	Poland	240	226	180	180	180	180	180	1366				
42		 Roland Koglot	24507	<input type="checkbox"/>	Slovenia	240	240	180	180	165	180	180	1365				
43		 Lauri Malila	11676	<input type="checkbox"/>	Switzerland	240	240	180	180	180	164	180	1364				
44		 Yuri Grushkovskiy	123667	<input type="checkbox"/>	Ukraine	240	240	180	180	161	180	180	1361				
45		 Valery Lazarevich	132756	<input type="checkbox"/>	Ukraine	220	240	180	180	180	180	180	1360				
46		 Pablo Miguel Ysasi	107636	<input type="checkbox"/>	Argentina	240	209	180	180	180	180	180	1349				
47		 Daniel Crintescu	79138	<input type="checkbox"/>	Romania	240	240	180	180	180	146	180	1346				
48		 Xuyun Gao	129625	<input type="checkbox"/>	China	240	240	180	180	180	180	141	1341				

Start	Place	Name	FAI ID	Junior	Team	S1	S2	S3	S4	S5	S6	S7	Sum	F1	F2	F3	Total
	48	 Hasan Yalcin Olgun	83383	<input type="checkbox"/>	Turkey	240	240	180	180	180	180	141	1341				
	50	 Szilard Szijarto	79236	<input type="checkbox"/>	Romania	240	240	137	180	180	180	180	1337				
	51	 Vitek Rossler	66072	<input type="checkbox"/>	Czech Republic	240	193	180	180	180	180	180	1333				
	52	 Jan Vosejпка	16913	<input type="checkbox"/>	Czech Republic	240	191	180	180	180	180	180	1331				
	53	 Vidas DIMAVICIUS	27198	<input type="checkbox"/>	Lithuania	240	240	180	180	180	138	164	1322				
	54	 Richard Jack	29456	<input type="checkbox"/>	United Kingdom	240	240	126	180	180	171	180	1317				
	55	 Tsvetan Bonchev	16153	<input type="checkbox"/>	Bulgaria	240	240	115	180	180	180	180	1315				
	55	 Miroslav Mandichev	16200	<input type="checkbox"/>	Bulgaria	240	240	180	180	115	180	180	1315				
	57	 Siarhei Tananko	115426	<input type="checkbox"/>	Belarus	240	190	162	180	180	180	180	1312				
	58	 Yaron Kraus	78423	<input type="checkbox"/>	Israel	240	240	107	180	180	180	180	1307				
	58	 Cetin Kargin	83478	<input type="checkbox"/>	Turkey	240	240	180	180	180	180	107	1307				
	60	 Andrija Pesic	62031	<input type="checkbox"/>	Serbia	240	240	180	180	180	101	180	1301				

Start	Place	Name	FAI ID	Junior	Team	S1	S2	S3	S4	S5	S6	S7	Sum	F1	F2	F3	Total
60		Robert Hellgren	24742	<input type="checkbox"/>	Sweden	218	240	180	180	158	180	145	1301				
62		John Williams	118630	<input type="checkbox"/>	United Kingdom	227	240	180	180	180	109	180	1296				
62		Michael THOMPSON	130818	<input type="checkbox"/>	United States of America	240	240	180	180	180	180	96	1296				
64		Helmut Fuss	46965	<input type="checkbox"/>	Austria	207	240	180	127	180	180	180	1294				
65		Sung Hwan Son	21144	<input type="checkbox"/>	Korea	240	240	180	91	180	180	180	1291				
66		Jama Danier	26753	<input type="checkbox"/>	Canada	240	240	180	90	180	180	180	1290				
66		Paulius Budovas	27197	<input type="checkbox"/>	Lithuania	240	240	180	90	180	180	180	1290				
68		Tzvetan Tzvetkov	91084	<input type="checkbox"/>	Bulgaria	240	220	180	180	108	180	180	1288				
68		Ken Bauer	127812	<input type="checkbox"/>	United States of America	240	148	180	180	180	180	180	1288				
70		Thomas Weimer	118560	<input type="checkbox"/>	Germany	240	240	180	180	157	109	180	1286				
71		Albert Fathers	54374	<input type="checkbox"/>	Australia	160	240	180	180	180	162	180	1282				
71		Steffen Jensen	17172	<input type="checkbox"/>	Denmark	240	240	180	82	180	180	180	1282				

Start	Place	Name	FAI ID	Junior	Team	S1	S2	S3	S4	S5	S6	S7	Sum	F1	F2	F3	Total
73		Miroslav Pitlanic	24630	<input type="checkbox"/>	Slovakia	240	240	180	180	71	180	180	1271				
74		Frank Adametz	19495	<input type="checkbox"/>	Germany	240	240	180	95	180	180	150	1265				
75		Franz Wutzi	43570	<input type="checkbox"/>	Austria	240	240	180	180	180	164	66	1250				
76		Alejandro JIMENEZ	132822	<input type="checkbox"/>	Spain	217	154	180	180	180	155	180	1246				
76		Viesturs Berzins	75181	<input type="checkbox"/>	Latvia	240	129	157	180	180	180	180	1246				
76		Blazej Stachowski	83005	<input type="checkbox"/>	Poland	215	240	71	180	180	180	180	1246				
79		Avirmed Amartuvshin	112506	<input type="checkbox"/>	Mongolia	240	240	180	180	34	180	180	1234				
80		Oleh Pshenychnyy	87100	<input type="checkbox"/>	Ukraine	240	127	180	180	180	143	180	1230				
81		Vladyslav Lazarevych	130946	<input type="checkbox"/>	Canada	220	109	180	180	180	180	180	1229				
82		Federico Nicolas Neyra	104360	<input type="checkbox"/>	Argentina	240	130	180	126	180	180	180	1216				
82		Marco Bierbauer	49384	<input type="checkbox"/>	Austria	240	240	180	71	125	180	180	1216				
84		Bertrand Pouzet	60169	<input type="checkbox"/>	France	240	240	50	180	180	144	180	1214				

Start	Place	Name	FAI ID	Junior	Team	S1	S2	S3	S4	S5	S6	S7	Sum	F1	F2	F3	Total
	85	 Slavko Savic	62059	<input type="checkbox"/>	Serbia	240	186	180	88	180	156	180	1210				
	86	 Marko Butkovic	104790	<input type="checkbox"/>	Croatia	240	240	180	180	180	0	180	1200				
	86	 Robert Wallace	60994	<input type="checkbox"/>	New Zealand	240	240	180	180	180	180	0	1200				
	88	 Dalai Tsogtbayar	112535	<input type="checkbox"/>	Mongolia	240	240	173	180	180	180	0	1193				
	89	 Justinas Bartkevicius	27192	<input type="checkbox"/>	Lithuania	240	201	166	180	33	180	180	1180				
	90	 Jun Ping Shi	90607	<input type="checkbox"/>	China	37	240	180	180	180	180	178	1175				
	91	 Jes Nyhegn	17200	<input type="checkbox"/>	Denmark	240	240	180	44	180	180	105	1169				
	92	 Olli-Matti Karhunen	10899	<input type="checkbox"/>	Finland	240	113	180	94	180	180	180	1167				
	93	 Zhiyong ZHANG	129628	<input type="checkbox"/>	China	240	240	180	64	180	69	180	1153				
	94	 Chimed Ganzorig	111532	<input type="checkbox"/>	Mongolia	240	224	180	0	180	180	126	1130				
	95	 Victor Khoklov	110025	<input type="checkbox"/>	Kazakhstan	206	240	180	69	180	57	180	1112				
	96	 Peter Rasmussen	17158	<input type="checkbox"/>	Denmark	0	240	180	180	180	140	180	1100				

Start	Place	Name	FAI ID	Junior	Team	S1	S2	S3	S4	S5	S6	S7	Sum	F1	F2	F3	Total
97		Dominik Andrist	11279	<input type="checkbox"/>	Switzerland	240	191	180	125	180	0	180	1096				
98		Horvath Szabolcs	74098	<input type="checkbox"/>	Hungary	240	240	180	113	84	180	58	1095				
99		Miha Lemut	24227	<input type="checkbox"/>	Slovenia	240	240	180	180	9	63	180	1092				
100		Malcolm Campbell	54372	<input type="checkbox"/>	Australia	226	217	180	180	5	42	180	1030				
101		Jasminka Pecenkovic	100848	<input type="checkbox"/>	Bosnia and Herzegovina	228	240	180	180	148	21	0	997				
102		Igor Kusicka	61267	<input type="checkbox"/>	Croatia	240	105	180	0	77	0	180	782				
103		Anders Klemetsen	63256	<input type="checkbox"/>	Norway	184	0	180	152	180	0	0	696				

Team results

Place	Name	S1	S2	S3	S4	S5	S6	S7	Final points	FO
1	Croatia	960	825	720	540	617	360	720	4742	228
2	Russia	720	720	540	540	540	534	540	4134	
3	Netherlands	711	720	540	540	540	540	540	4131	
4	Belarus	720	669	522	540	540	540	540	4071	
5	Israel	720	720	467	540	540	540	540	4067	
6	Romania	720	720	497	540	540	506	540	4063	

Place	Name	S1	S2	S3	S4	S5	S6	S7	Final points	FO
7	Sweden	698	720	540	540	518	540	505	4061	
8	Czech Republic	720	624	540	540	540	540	540	4044	
9	Slovakia	720	720	540	540	431	540	540	4031	
10	Turkey	720	720	540	540	540	540	428	4028	
11	Latvia	720	609	517	540	540	540	540	4006	
12	Poland	695	706	431	540	540	540	540	3992	
13	United Kingdom	707	720	486	532	540	460	540	3985	
14	France	720	720	410	540	540	500	540	3970	
15	United States of America	720	628	540	540	540	540	456	3964	
16	Ukraine	700	607	540	540	521	503	540	3951	
17	Argentina	720	579	540	486	540	540	540	3945	
18	Germany	720	720	540	455	517	469	510	3931	
19	Finland	720	593	540	454	540	540	540	3927	
20	Bulgaria	720	700	475	540	403	540	540	3918	
21	Canada	700	589	540	450	540	540	540	3899	
22	Serbia	720	666	540	448	540	437	540	3891	
23	Hungary	717	720	540	473	444	540	418	3852	
24	Switzerland	720	671	540	485	540	344	540	3840	
25	Slovenia	720	720	540	540	354	423	540	3837	
26	Lithuania	720	681	526	450	393	498	524	3792	
27	Austria	687	720	540	378	485	524	426	3760	
28	Australia	626	697	533	540	365	384	540	3685	

Place	Name	S1	S2	S3	S4	S5	S6	S7	Final points	FO
29	China	517	720	540	424	540	429	499	3669	
30	Mongolia	720	704	533	360	394	540	306	3557	
31	Denmark	480	720	540	306	540	500	465	3551	
32	Spain	457	394	360	360	360	335	360	2626	
33	Bosnia and Herzegovina	468	480	360	360	328	201	180	2377	
34	Japan	240	240	180	180	180	180	180	1380	
35	Korea	240	240	180	91	180	180	180	1291	
36	New Zealand	240	240	180	180	180	180	0	1200	
37	Kazakhstan	206	240	180	69	180	57	180	1112	
38	Norway	184	0	18						